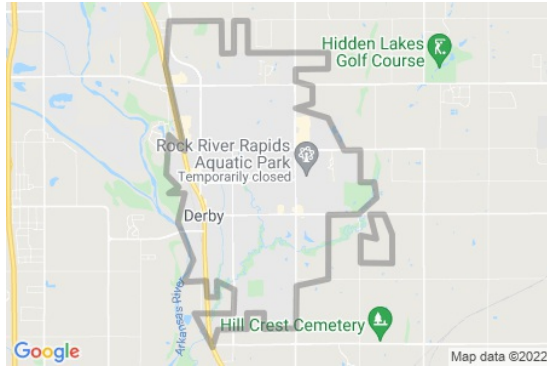


Derby

County: Sedgwick

City of Derby, Kansas

316-788-3081 | marciahartman@derbyweb.com



Source: ESRI®, 2021

Population

Population Overview

Population 2021:	24,333
Population 2025:	25,568
Female Population 2021:	12,339
Male Population 2021:	11,992
Diversity Index:	28.5

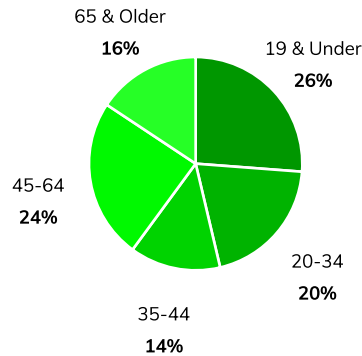
Population By Race

White:	90%
Hispanic or Latino:	7%
Two or More Races:	4%
Black or African American:	2%
Asian:	2%
Some Other Race:	1%
American Indian:	1%
Native Hawaiian or Pacific Islander:	Below 1%

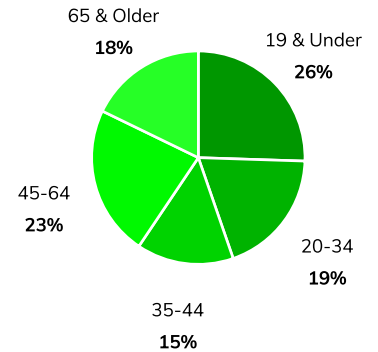
Workforce

Total Workforce:	13,307
Employed:	97%
Unemployed:	3%

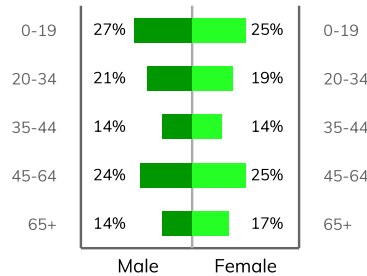
Population By Age 2021



Population By Age 2025



Age & Gender 2021




Median Age 2021



Households



Total Families



Average Daily Commute



Net Migration



Housing Overview


2021 Median Home Value:	\$194,251
2025 Median Home Value:	\$221,055
2021 Total Housing Units:	9,763
2021 Owner Occupied Units:	6,887
2021 Renter Occupied Units:	2,315
2021 Vacant Units:	561
2025 Total Housing Units:	10,339
2025 Owner Occupied Units:	7,096
2025 Renter Occupied Units:	2,315
2025 Vacant Units:	577

Employment by Industry


Manufacturing:	2,643
Health Care/Social Assistance:	1,760
Educational Services:	1,511
Retail Trade:	1,183
Public Administration:	927
Construction:	690
Accommodation/Food Services:	663
Professional/Scientific/Tech Services:	643
Finance/Insurance:	503
Other Services:	443
Admin/Support/Waste Management Services:	419
Transportation/Warehousing:	414
Wholesale Trade:	293
Arts/Entertainment/Recreation:	263
Information:	210
Real Estate/Rental/Leasing:	209
Utilities:	59
Management of Companies/Enterprises:	14
Agriculture/Forestry/Fishing/Hunting:	13
Mining/Quarrying/Oil & Gas Extraction:	1

Income


Median Household Income



Average Household Income



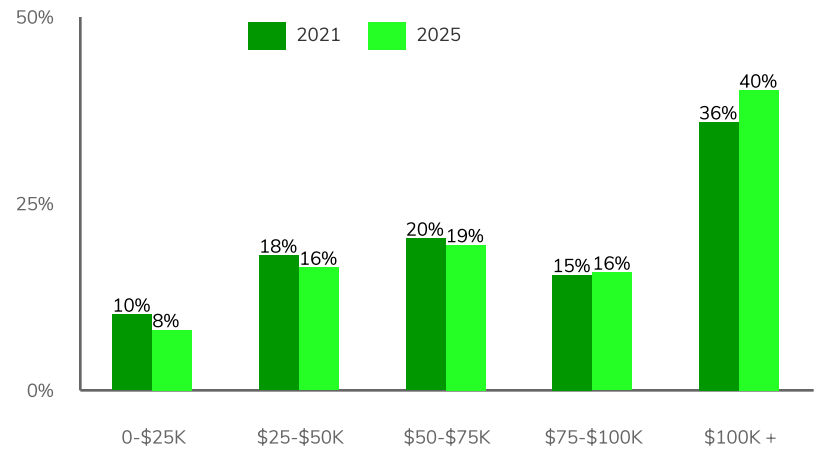
Per Capita Income



Income Growth

Per Capita Income Annual Growth Rate	2.21%
Median Household Income Annual Growth Rate	1.53%

Household Income Distribution

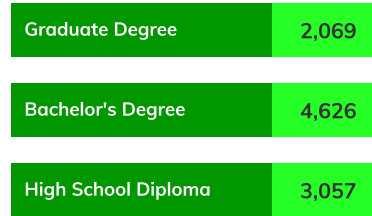


Description

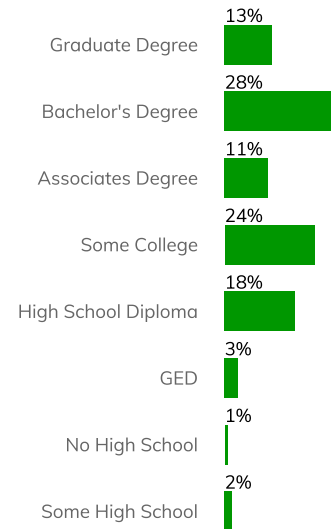
Located in southeast Sedgwick County, Derby is the 2nd largest city in the Wichita Metropolitan Statistical Area (MSA) and is home to more than 24,000 residents. With a wide range of retail, service and manufacturing businesses, Derby has a reputation for quality living and for being progressive while maintaining the practical sensibility for which Kansas is known. Derby offers the best of small-town values combined with the resources of a progressive and growing community. Derby's ability to carve out a distinctive identity within the metro community has been a major factor in earning Derby its reputation as a great place to be. Its outstanding school system, community amenities, extensive parks and bike paths, low crime rate, friendly atmosphere, and commitment to excellence have all helped Derby mature into a premier community. Our vision is to be a community where dreams take root and thrive. Our mission is to create vibrant neighborhoods, nurture a strong business community, and preserve beautiful green spaces. Derby is a city large enough to have all the amenities you need, yet still small enough to feel like home. This is a place where you can raise your family, grow your business, and retire in a community you'll love forever - Derby truly is the place to be.

Education

Education Levels



Education Attainment 2021



Source: ESRI®, 2021